

# Teacher Instructions

The template below is an outline for a PBL to create class norms around digital citizenship. The template contains resources for teaching digital citizenship and classroom community building. Use the link below to create an [editable planning document](https://docs.google.com/document/d/1iJz0KBMpDVO8kRbR0z7irCaS1oSDRnpCP3qlwe03oo4/copy).

<https://docs.google.com/document/d/1iJz0KBMpDVO8kRbR0z7irCaS1oSDRnpCP3qlwe03oo4/copy>

# Teacher Resources

Teachers can use these resources for reference throughout this PBL. Some resources require VPN.

## POG Resources

- [Resources for getting started with POG](#) (VPN)
- [POG Best Practices Site](#) (VPN)



Communicator



Goal-Directed  
and Resilient  
Individual



Ethical and  
Global Citizen



Collaborator



Creative and  
Critical Thinker

## Digital Citizenship Resources

- [Common Sense Media Instructional Approach to Digital Citizenship Topics](#) (VPN)
- Common Sense Media YouTube Playlists
  - [K-2](#)
  - [3-5](#)
  - [6-8](#)
- [Setting Expectations for Video Conferencing](#)
- [FCPS Digital Citizenship Site](#)
- [Pear Deck Partnership with Google's "Be Internet Awesome"](#)


## Pear Deck - [How to share Pear Deck Slides](#)






- Use [these directions](#) to make a copy of the [Pear Deck Entry Event](#) for your class.




# Digital Citizenship & Class Norms Daily Planning

## Driving Question




How can we, as members of our classroom community, agree to class norms to support our learning online?







WEEK 1 OF _				
Day/Date	POG	Plan/Teach	Lesson	Assessment
Day 1	 <p>Ethical and Global Citizen</p>	<ul style="list-style-type: none"> <li>• <a href="#">Introduce Video Conferencing with Digital Citizenship Lens</a> (<i>This teacher resource can be used to guide student</i></li> </ul>	<ul style="list-style-type: none"> <li>• <b>Entry Event:</b> <a href="#">Common Sense Media Super Digital Citizen Video</a></li> <li>• <b>Alternate Entry Event and Slides for Class Norms:</b> <a href="#">Pear Deck Lesson</a></li> <li>• <b>Driving Question:</b> <i>How can we, as members of our classroom community, agree to class norms to support our learning online?</i></li> </ul>	<ul style="list-style-type: none"> <li>• Student responses to Need to Knows</li> <li>• Consider an interactive activity to allow students to</li> </ul>




		<p>discussions around digital citizenship and class norms.)</p> <ul style="list-style-type: none"> <li>• Compare good Digital Citizenship to being a good neighbor, classmate, SR&amp;R etc.</li> </ul>	<ul style="list-style-type: none"> <li>• <b>Primary Language Driving Question:</b> <i>How can we, as members of our classroom community, create ways to be safe and help each other while learning online?</i></li> <li>• <b>Develop Need to Knows</b></li> </ul>	<p>contribute. (Slides, Flipgrid, Google Classroom Question, PearDeck)</p>
Day 2	 <p>Ethical and Global Citizen</p>	<ul style="list-style-type: none"> <li>• <a href="#">Common Sense Media Scope &amp; Sequence</a> (Use <a href="#">FCPS versions</a> of these lessons)</li> </ul>	<ul style="list-style-type: none"> <li>• <a href="#">Online Learning - What is it? (ES)</a></li> <li>• <a href="#">Online Learning: Norms in Practice (Secondary)</a></li> <li>• <a href="#">FCPS Digital Citizenship Grade-Level Curriculum</a></li> </ul>	<ul style="list-style-type: none"> <li>• Student responses to interactive portion of Online Learning Slides</li> <li>• Class Discussion</li> </ul>
Day 3	 <p>Goal-Directed and Resilient Individual</p>	 <p>MEDIA BALANCE &amp; WELL-BEING</p> <p><i>We find balance in our digital lives.</i></p>	<ul style="list-style-type: none"> <li>• <b>Media Balance</b> <ul style="list-style-type: none"> <li>○ <a href="#">K-2 Intro Slides</a></li> <li>○ <a href="#">3-6 Intro Slides</a></li> <li>○ <a href="#">Secondary Slides</a></li> </ul> </li> <li>• <b>Daily Schedule</b> <ul style="list-style-type: none"> <li>○ <a href="#">Daily Schedule Slide Show</a></li> <li>○ Common Sense Media Balance Sheet</li> </ul> </li> <li>• <a href="#">FCPS Digital Citizenship Grade-Level Curriculum</a></li> </ul>	<ul style="list-style-type: none"> <li>• Common Sense Media Balance Sheets or completed Daily Schedule</li> </ul>
Day 4	 <p>Ethical and Global Citizen</p>	 <p>PRIVACY &amp; SECURITY</p> <p><i>We care about everyone's privacy.</i></p>	<ul style="list-style-type: none"> <li>• <b>Digital Privacy</b> <ul style="list-style-type: none"> <li>○ <a href="#">K-2 Intro Slides</a></li> <li>○ <a href="#">3-6 Intro Slides</a></li> <li>○ <a href="#">Secondary Intro Slides</a></li> </ul> </li> <li>• <a href="#">FCPS Digital Citizenship Grade-Level Curriculum</a></li> </ul>	<ul style="list-style-type: none"> <li>• Class activity/discussion from Introduction slides</li> <li>• Interactive class discussion - consider Padlet, FlipGrid, PearDeck, Google</li> </ul>

				Classroom/slides
Day 5	 <p>Communicator</p>  <p>Ethical and Global Citizen</p>	 <p>DIGITAL FOOTPRINT &amp; IDENTITY</p> <p><i>We define who we are.</i></p>	<ul style="list-style-type: none"> <li>• <b>Digital Footprint and Identity</b> <ul style="list-style-type: none"> <li>○ <a href="#">K-2 Intro Slides</a></li> <li>○ <a href="#">3-6 Intro Slides</a></li> <li>○ <a href="#">Secondary Intro Slides</a></li> </ul> </li> <li>• <a href="#">FCPS Digital Citizenship Grade-Level Curriculum</a></li> </ul>	<ul style="list-style-type: none"> <li>• Class activity/discussion from Introduction slides</li> <li>• Consider release of control - use Breakout Groups, Team/group slides or other ways to have small groups of students begin to brainstorm class norms.</li> </ul>


## WEEK 2 OF \_

Day/Date	POG	Plan/Teach	Lesson	Assessment
Day 6	 <p>Collaborator</p>  <p>Ethical and Global Citizen</p>	 <p>RELATIONSHIPS &amp; COMMUNICATION</p> <p><i>We know the power of words &amp; actions.</i></p>	<ul style="list-style-type: none"> <li>• <b>Relationships &amp; Communication</b> <ul style="list-style-type: none"> <li>○ <a href="#">K-2 Intro Slides</a></li> <li>○ <a href="#">3-6 Intro Slides</a></li> <li>○ <a href="#">Secondary Intro Slides</a></li> </ul> </li> <li>• <a href="#">FCPS Digital Citizenship Grade-Level Curriculum</a></li> </ul>	<ul style="list-style-type: none"> <li>• Class activity/discussion from Introduction slides</li> <li>• Consider release of control - use Breakout Groups, Team/group slides or other ways to have small groups of students begin to brainstorm class norms.</li> </ul>

<p><b>Day 7</b></p>	 <p>Ethical and Global Citizen</p>	 <p>CYBERBULLYING, DIGITAL DRAMA &amp; HATE SPEECH</p> <p>We are kind &amp; courageous.</p>	<ul style="list-style-type: none"> <li>• <b>Cyberbullying, Drama, Hate Speech</b> <ul style="list-style-type: none"> <li>○ <a href="#">K-2 Intro Slides</a></li> <li>○ <a href="#">3-6 Intro Slides</a></li> <li>○ <a href="#">Secondary Intro Slides</a></li> </ul> </li> <li>• <a href="#">FCPS Digital Citizenship Grade-Level Curriculum</a></li> <li>• <b>Students can begin brainstorming how they will share their norm suggestions with the class.</b></li> </ul>	<ul style="list-style-type: none"> <li>• Class activity/discussion from Introduction slides</li> <li>• Consider release of control - use Breakout Groups, Team/group slides or other ways to have small groups of students begin to brainstorm class norms.</li> </ul>
<p><b>Day 8</b></p>	 <p>Ethical and Global Citizen</p>  <p>Creative and Critical Thinker</p>	 <p>NEWS &amp; MEDIA LITERACY</p> <p>We are critical thinkers &amp; creators.</p>	<ul style="list-style-type: none"> <li>• <b>Media and Literacy</b> <ul style="list-style-type: none"> <li>○ <a href="#">K-2 Intro Slides</a></li> <li>○ <a href="#">3-6 Intro Slides</a></li> <li>○ <a href="#">Secondary Intro Slides</a></li> </ul> </li> <li>• <a href="#">FCPS Digital Citizenship Grade-Level Curriculum</a></li> </ul>	<ul style="list-style-type: none"> <li>• Class activity/discussion from Introduction slides</li> <li>• Consider release of control - use Breakout Groups, Team/group slides or other ways to have small groups of students begin to brainstorm class norms.</li> </ul>
<p><b>Day 9</b></p>	 <p>Goal-Directed and Resilient Individual</p>	<ul style="list-style-type: none"> <li>• Review Digital Citizenship Topics</li> <li>• Students can share ideas for how they would like to share and post their norms for the class, either digitally or in the physical</li> </ul>	<ul style="list-style-type: none"> <li>• Review Digital Citizenship Topics</li> <li>• Compare Digital Citizenship Topics with SR&amp;R/AUP</li> <li>• Compare Digital Citizenship Topics with Real-world experiences</li> </ul>	<ul style="list-style-type: none"> <li>• Students' team ideas for norms</li> <li>• Class norms outline generated from discussion, online posts, voting buttons etc.</li> </ul>

	 <p>Creative and Critical Thinker</p>	<p>classroom</p> <ul style="list-style-type: none"> <li>•</li> </ul>		
Day 10	 <p>Ethical and Global Citizen</p>  <p>Collaborator</p>	<ul style="list-style-type: none"> <li>• Class Norms should be generated as a list from small-group norm suggestions</li> </ul>	<ul style="list-style-type: none"> <li>• Students can sort norms into categories</li> <li>• Class should narrow the list by looking for similarities among the small-group lists.</li> <li>• Class can use voting buttons to decide and agree to class norms</li> <li>• Students can use their small-group work and revise to create a way to share class norms <ul style="list-style-type: none"> <li>○ Possible Authentic Audiences: <ul style="list-style-type: none"> <li>■ Their own classmates</li> <li>■ Letter to principal, future students, or parents.</li> <li>■ Video for class or other students</li> <li>■ Posters</li> <li>■ Slides for Google Classroom</li> </ul> </li> </ul> </li> </ul>	<ul style="list-style-type: none"> <li>• Students' team ideas for norms</li> <li>• Class norms outline generated from discussion, online posts, voting buttons etc.</li> <li>• Class Norm Signature sheet (can create a Google Slide and have every student enter their name.</li> </ul>

WEEK 3 OF \_

Day/Date	POG	Plan/Teach	Lesson	Assessment
Day 10+	 <p>Communicator</p>	<ul style="list-style-type: none"> <li>• Students will complete and share their class norms</li> </ul>	<ul style="list-style-type: none"> <li>• <b>Students will complete and share their final products</b></li> </ul>	<ul style="list-style-type: none"> <li>• Students' Class Norms signatures</li> <li>• Student product (poster, video, Doc, etc) sharing the norms the class agrees to</li> </ul>



Collaborator

follow.